



1 lockers



2 shelving



3 cupboards & work stations



4 kinetic mobile shelving



5 technic shelving



6 cloakroom



7 cabinets



8 ultrabox plastic lockers

PROBE
EDUCATION



PROBE
EDUCATION

ACTIVECOAT
anti-bacterial technology
HYGIENIC

EDUCATION LOCKERS...

Probe Lockers offer colour options for every level, from pre-school to college. From a simple cube upwards, the sheer variety of lockers available puts them at the top of every school's list for changing and storage requirements.

FREE ON-SITE ADVICE



LOCK OPTIONS

Probe offer a versatile range of locks ensuring a locker that is suited to your environment.

STRENGTH

Every locker has a full height strengthener welded inside each door to increase strength and security.

WELDED PLINTH

Probe Lockers have a welded plinth making each compartment totally separate and increasing structural rigidity.

5 KNUCKLE HINGES

This strong hinge offers great durability and security.



www.probe-lockers.ltd.uk

Tel: 01244 660839

ALL STEEL CONSTRUCTION

- Quality engineered to provide a sturdy and robust locker that will give many years of service.
- Replacement locks and keys are available if required. Numbered cards, for locker identification, available on request.
- Built-in security features generate confidence that belongings will be kept safe.
- Durable powder coated finish with colour options to suit your environment.



FULL HEIGHT LOCKERS
Available in 1-6 & 8 tiers.

LOW LOCKERS
Height 1210mm

CUBE LOCKERS
Three sizes available:
305³, 380³, 460³ (mm)

COMPARTMENT CLEAR ENTRY	
305 ³ CUBE	250mm
380 ³ CUBE	300mm
460 ³ CUBE	350mm



hygienic, hard wearing and anti-bacterial
99.9% REDUCTION OF MRSA, E-COLI & BACTERIA for the life of the coating



PRIORITY SCHOOL BUILDING PROGRAMME

Priority School building Programme is a government initiative to rebuild or renew all secondary schools.

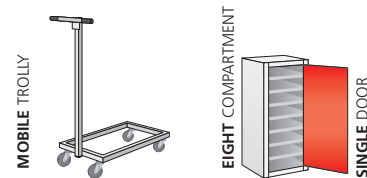
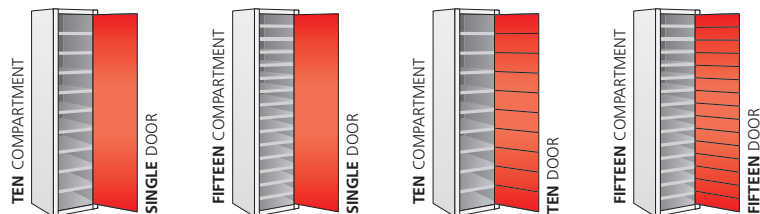


MEDIA DEVICE STORAGE, BOTH POWERED AND NON-POWERED

Probe offer a comprehensive range of media tower lockers for a variety of smart devices. You can choose from powered or non-powered, mobile or static, there's a media tower to suit your needs. This range incorporates **AC+IVECOAT** the world class anti-bacterial powder coating from Probe.



MEDIA TOWERS 10 OR 15 COMPARTMENT



ALL UNITS ARE AVAILABLE

POWERED



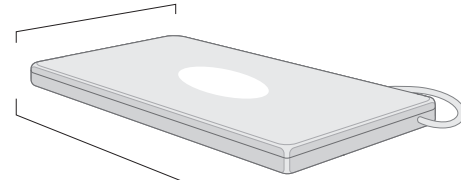
OR

NON-POWERED



MAX DEVICE DIMENSIONS

max 315mm



max 420mm

Please consider the charging plug/lead when establishing if your device will fit in charging units.

CHARGING AND SECURITY

TABLETS • APPLE DEVICES • IT EQUIPMENT LAPTOPS • SMART DEVICES • NETBOOKS

- Safe location of power socket.
- Comprehensive range of sizes and styles available.
- All charging units are CE marked.
- All doors are secured to the frame by a solid hinge.
- Units are manufactured from sturdy 0.9 and 0.7mm steel.
- All compartments have scratch resistant lock covers with the facility to number each door to help identification.
- A wide variety of locking solutions are available.
- Each charging compartment has a rear perforated panel for heat dissipation.

PROBE FIREZERO
EN 13501-1: 2007+A1: 2008

MEDIA TOWER LOW



These lockers have been tested and passed using as a principle: **BS 6396:2008**



AVAILABLE COLOURS

All Lockers are powder coated with **AC+IVECOAT** exclusive to Probe.

● = LOCKER DOOR COLOUR ▲ = LOCKER BODY COLOUR

● RED
Similar to BS 04 E53

● BLUE
Similar to RAL 5019

● ▲ WHITE
RAL 9016

SHOCKproof™ lockers



Probe offer their high quality steel lockers with 10mm solid grade laminate **overlay and inset doors** (overlay pictured).
For more about this amazing material visit trespa.com, formica.co.uk or arpaindustriale.com



www.probe-lockers.ltd.uk

Tel: 01244 660839

PRIORITY SCHOOL BUILDING PROGRAMME



Priority School building Programme is a government initiative to rebuild or renew all secondary schools.

OVERLAY DOORS



OPTIONAL
SLOPING TOP AVAILABLE



300

NUMBERING SYSTEM

Available at additional cost.
Number plates will be recessed into door if ordered with lockers.

LOCK OPTIONS

See page 36 for a wide range of lock options.

HINGE SECURING PLATE

This strong hinge incorporates an integral securing plate which clamps the door to the hinge giving added security.

HIGH SECURITY WELDED COMPARTMENT DIVIDER INCORPORATES INTERNAL DOOR STOP AND SILL

NEW 180° OPENING

This strong hinge offers 180° wide opening.



Greenlam
LAMINATES



TRE/SPA®

Arpa

polyrey
A WILSONART COMPANY

AVAILABLE IN 1, 2, 3 AND 4 TIER

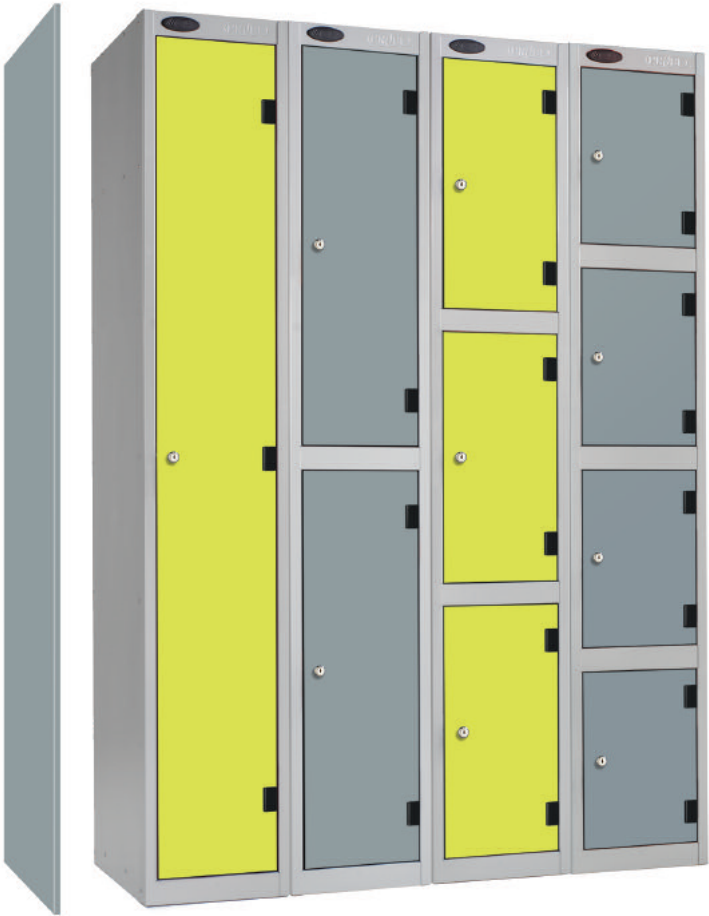
Single and two tier doors subject to minimum quantity.



Formica and the Formica anvil device are registered trademarks of The Diller Corporation.

8

INSET DOORS



NEW 180° OPENING HINGE

This hinge offers unparalleled levels of access to each compartment making full use of clear entry.



LAMINATE DOORS



Greenlam
LAMINATES

SOLID LAMINATE 10mm FIRE CLASSIFICATION

Product has been tested for spread of flame across its surface and to classify the surface according to the test given in British Standard 476 : Part 7 : 1997. In accordance with the class definitions specified in the Standard, the test results show that the product tested has a Class One Surface Spread of Flame.
Other fire classifications are available on request.


STEEL BODY COLOUR



STEEL SILVER BODY

STOCK DOOR COLOURS

Single and two tier doors subject to minimum quantity.



PEARLY WHITE



DUST



DARK GREY



LIME YELLOW



LIME



RED DYNASTY



ELECTRIC BLUE

NON STOCK COLOURS

Subject to minimum quantity of 15 doors. Hundreds of other colours available from alternative Laminate manufacturers.



CREAM
YELLOW



OLIVE



OZONE



DUSTY
JADE



PEACOCK




BLUE
GALAXY



TANGERINE



MAGFALL
BEECH



BROOKS
WALNUT


Please note that due to printing restrictions colours represented may differ from original product. We recommend you request a colour swatch before ordering.



9

ULTRABOX[®] PLASTIC LOCKERS

- ▶ NO ON-SITE ASSEMBLY
- ▶ VANDAL RESISTANT
- ▶ RUST PROOF
- ▶ 10 YEAR GUARANTEE^{††}
- ▶ WATERPROOF*
- ▶ ANTI-BACTERIAL
- ▶ ONE PIECE DESIGN
FOR A NEATER FINISH AND
SPEEDY INSTALLATION



AVAILABLE COLOURS FOR ULTRABOX LOCKERS

DOOR COLOUR



BODY COLOUR



www.probe-lockers.ltd.uk

Tel: 01244 660839

10

NO ASSEMBLY REQUIRED



11

^{††}Terms and conditions apply, see www.probe-manufacture.co.uk for details.

ULTRABOX[®]

STYLE, INDOORS OR OUTSIDE*

*If sheltered from direct rain




ULTRABOX INCLUDES LOCKS TYPE 1 OR 2

Request lock type at time of ordering.
See page 10 for the full range of locks.



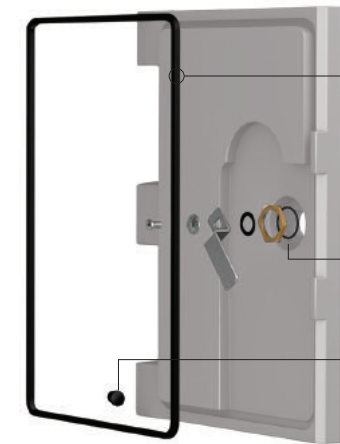
ULTRABOX PLUS⁺

PERFORMS IN THE MOST
CHALLENGING ENVIRONMENTS



SEAL OUT THE WEATHER

WATERPROOF SEAL, PLUG
AND LOCK GASKET
MAKES THE ULTRABOX PLUS
FULLY WATERPROOF



WATERPROOF
DOOR SEAL

WATERPROOF
LOCK AND GASKET

WATERPROOF
DRAIN HOLE PLUG

ULTRABOX PLUS INCLUDES WATERPROOF LOCKS TYPE 2 OR 3

Request lock type at time of ordering.
See page 10 for the full range of locks.



SUITABLE FOR THE MOST
CHALLENGING ENVIRONMENTS
AND ALL WEATHER CONDITIONS

CHALLENGING ENVIRONMENTS



hygienic, hard wearing and anti-bacterial
99.9% REDUCTION OF BACTERIA INCLUDING MRSA & E-COLI for the life of the coating

LOCKER LOCK OPTIONS

LOCK OPTIONS These locks are pictured on steel doors. Some locks differ slightly in appearance when fitted to Trespa® doors.

**Included in locker price. Request lock type at time of ordering.*



PROBE CAM LOCK*
Even the standard lock has a micro sprung 10 disc lock featuring a massive 3000 serial combinations - all exclusive to Probe. Two keys are included with each standard lock.



HASP AND STAPLE*
Attractive design allowing easy use of padlock fitting. Shank diameter maximum 7mm and minimum 5mm. Padlock sold separately.
REPLACEMENT HASP & STAPLE
This Hasp & Staple is available to purchase separately if you need to change your existing lock.



RADIAL PIN LOCK - 10,000 COMBINATIONS
This Radial Pin Lock is designed for greater levels of security. Two keys are included with each lock.




RE-PROGRAMMABLE COMBINATION LOCK TYPE-E
Re-programming using service key
Easy to use front facing dial 10,000 combinations. One Service Key required per installation (Service Key sold separately). Not recommended for multi user applications.



RE-PROGRAMMABLE COMBINATION LOCK TYPE K-W
Extremely tough and fits existing Probe metal or Trespa doors. Reprogrammable - easy operation and 10,000 possible combinations - set and easily changed by users using Override Key for instant access and re setting new numbers, sold separately.



NEW RE-PROGRAMMABLE COMBINATION LOCK
User Re-programmable
An effective 4 digit code combination lock with 10,000 possible combinations, making losing keys a thing of the past. Suitable for multi user applications. Master override key sold separately.



DIGITAL COMBINATION LOCK 40,000 COMBINATIONS
○ Emergency access using service key
○ Simple to program
○ Batteries last up to 50,000 operations
○ Single user supplied as standard
○ Multi user option available (specify when ordering)
○ **CAN BE USED HORIZONTALLY**
Subject to minimum order quantity.
Specify when ordering. Card holder not included when ordered for horizontal use.



BeCode Air+ RFID Technology
The BeCode Air+ only has to be 'shown the card' (or matching transponder) to be operated. No external programming devices needed. 10,000 closings with one battery possible. It doesn't get any simpler.



FUTURE PROOF FROM PROBE
NEW DUAL COIN/TOKEN RETURN/RETAIN
These locks are available with coin denominations £/€ or tokens, for either return or retain. **This NEW version will accept both the existing £1 and the new £1 coin when released in 2017.**
DON'T GET LEFT BEHIND...

Images may differ from items supplied, functions will be equivalent. We reserve the right to alter the design and specification of any product on this sheet without prior consent.

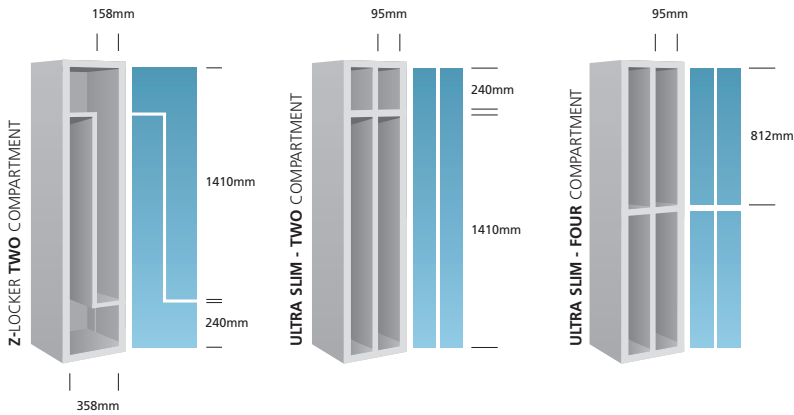


www.probe-lockers.ltd.uk

Tel: 01244 660839


CLEAR ENTRY DIMENSIONS

QUALITY

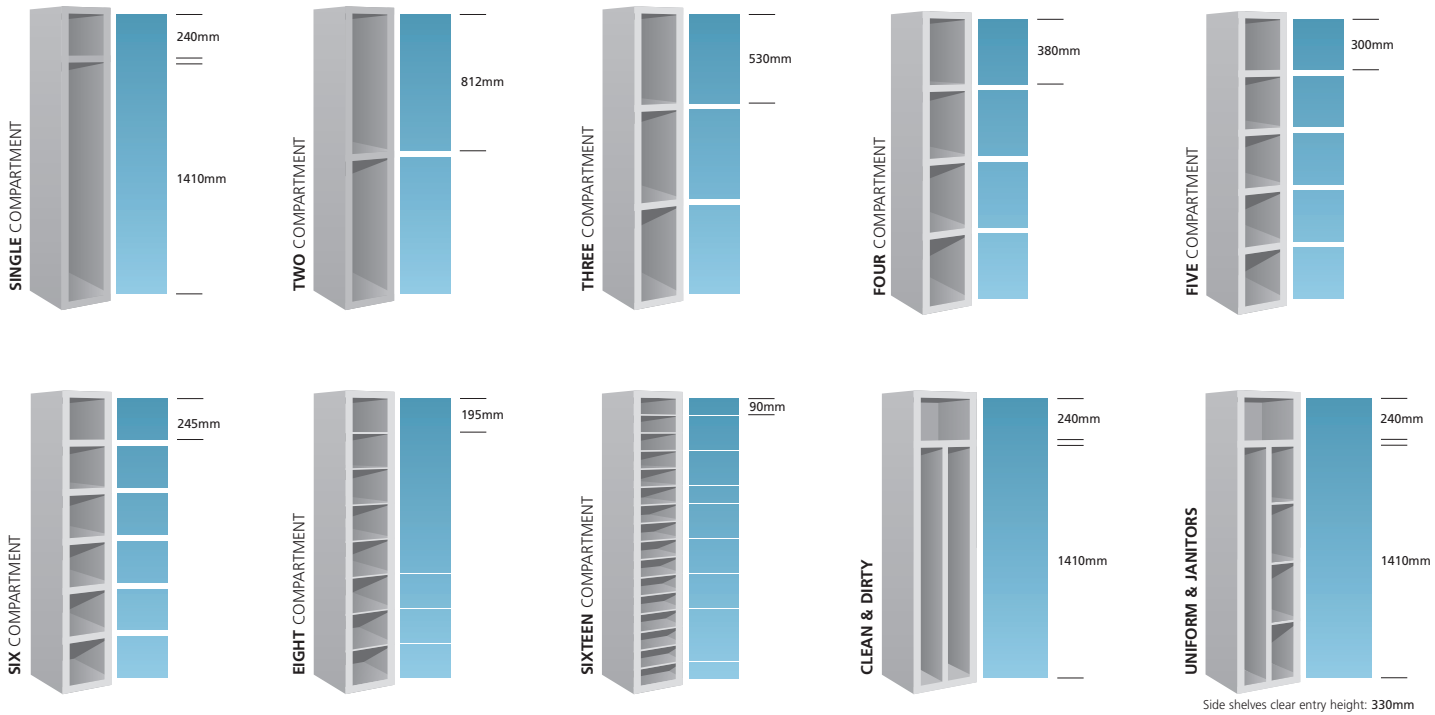
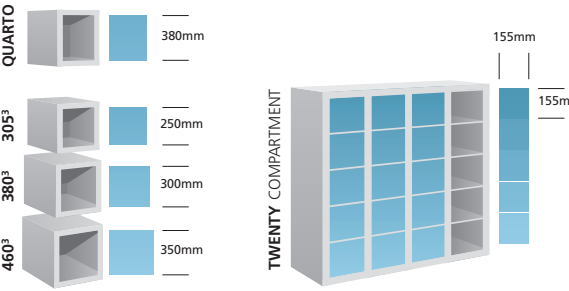



NOMINAL CLEAR ENTRY WIDTHS
Clear entry width = locker width minus 64mm.

LOCKER WIDTH	LOCKER WIDTH	LOCKER WIDTH
305mm	380mm	460mm
CLEAR ENTRY	CLEAR ENTRY	CLEAR ENTRY
241mm	316mm	396mm



Allow up to 2.5mm per locker for horizontal creep



Side shelves clear entry height: 330mm

All sizes contained within this brochure are nominal. We reserve the right to alter design and specification of any product within this brochure without prior consent.



hygienic, hard wearing and anti-bacterial
99.9% REDUCTION OF BACTERIA INCLUDING MRSA & E-COLI for the life of the coating

